

The Water We Drink
Annual Drinking Water Quality Report
Stafford Township Water & Sewer Utility Department
 Beach Haven West, Stafford Avenue and Ocean Acres Water Plants
 For the Year 2009, Results from the Year 2008

This report is designed to inform you about the quality water and services we deliver to you every day. Our constant goal is to provide you with a safe and dependable supply of drinking water. We want you to understand the efforts we make to continually improve the water treatment process and protect our water resources. We are committed to ensuring the quality of your water. Our water source is wells. Our eight wells draw groundwater from the Kirkwood Aquifer.

The New Jersey Department of Environmental Protection (NJDEP) has prepared Source Water Assessment Reports and Summaries for all public water systems. Please see attached page that contains your water systems susceptibility rating. Further information on the Source Water Assessment Program can be obtained by logging onto NJDEP's source water assessment web site at WWW.state.nj.us/dep/swap or by contacting NJDEP's Bureau of Safe Drinking Water at (609) 292-5550.

The Stafford Township Water & Sewer Utility Department routinely monitors for contaminants in your drinking water according to Federal and State laws. The table shows the results of our monitoring for the period of January 1st to December 31st, 2008. We have learned through our monitoring and testing that some contaminants have been detected. The state allows us to monitor for some contaminants less than once per year because the concentrations of these contaminants do not change frequently. Some of our data, though representative, are more than one year old.

We are pleased to report that our drinking water meets all federal and state safety requirements.

Some people may be more vulnerable to contaminants in drinking water than the general population. Immuno-compromised persons such as persons with cancer undergoing chemotherapy, persons who have undergone organ transplants, people with HIV/AIDS or other immune system disorders, some elderly, and infants can be particularly at risk from infections. These people should seek advice about drinking water from their health care providers. EPA/CDC guidelines on appropriate means to lessen the risk of infection by cryptosporidium and other microbiological contaminants are available from the Safe Drinking Water Hotline (800-426-4791).

TEST RESULTS						
Contaminant	Violati on Y/N	Level Detected	Units of Measur ement	MCLG	MCL	Likely Source of Contamination
Radioactive Contaminants:						
Alpha emitters Test results from 2005 & 2006	No	Range = 0.7 – 2.4 Highest detect = 2.4	pCi/l	0	15	Erosion of natural deposits
Radium 228 Test results Yr. 2005 & 2006	No	Range = ND - 0.5 Highest detect = 0.5	pCi/l	0	5	Erosion of natural deposits
Inorganic Contaminants:						
Copper Test results Yr. 2008	No	0.1 No samples exceeded the action level	Ppm	1.3	AL=1.3	Corrosion of household plumbing systems; erosion of natural deposits
Lead Test results Yr. 2008	No	< 1 No samples exceeded the action level.	Ppb	0	AL=15	Corrosion of household plumbing systems, erosion of natural deposits
Volatile Organic Contaminants / Disinfection Byproducts						
TTHM [Total trihalomethanes] Test results Yr. 2008	No	Range = ND - 3 Highest Annual Average = 3	Ppb	N/A	80	By-product of drinking water disinfection
HAA5 Haloacetic Acids Test results Yr. 2008	No	Range = 1 - 3 Highest Annual Average = 3	Ppb	N/A	60	By-product of drinking water disinfection
Ethylbenzene Test results Yr. 2008	No	Range ND – 0.5 Highest detect 0.5	ppb	700	700	Discharge from petroleum refineries
Regulated Disinfectants				MRDL		MRDLG
Chlorine				Average = 0.4		4.0 ppm
				4.0 ppm		4.0 ppm

If you have any questions about this report or concerning your water utility, please contact the Stafford Water & Sewer Utility Department at 609-597-1000, ext. #8588. Our office hours are from 8:30 a.m. until 4:30 p.m. We want our valued customers to be informed about their water utility. If you want to learn more, please attend any of our regularly scheduled Stafford Township Council Meetings at the Municipal Complex, 260 East Bay Avenue, Manahawkin, in the Council Room. Meetings are held on the first and third Tuesday of each month at 7:00 p.m.

The sources of drinking water (both tap water and bottled water) include rivers, lakes, streams, ponds, reservoirs, springs, and wells. As water travels over the surface of the land or through the ground, it dissolves naturally occurring minerals and, in some cases, radioactive material, and can pick up substances resulting from the presence of animals or from human activity.

Contaminants that may be present in source water include:

- Microbial contaminants, such as viruses and bacteria, which may come from sewage treatment plants, septic systems, agricultural livestock operations, and wildlife.
- Inorganic contaminants, such as salts and metals, which can be naturally-occurring or result from urban storm water runoff, industrial or domestic wastewater discharges, oil and gas production, mining, or farming.
- Pesticides and herbicides, which may come from a variety of sources such as agriculture, urban storm water runoff, and residential uses.
- Organic chemical contaminants, including synthetic and volatile organic chemicals, which are byproducts of industrial processes and petroleum production, and can, also come from gas stations, urban storm water runoff, and septic systems.
- Radioactive contaminants which can be naturally occurring or be the result of oil and gas production and mining activities.

In order to ensure that tap water is safe to drink, EPA prescribes regulations which limit the amount of certain contaminants in water provided by public water systems. Food and Drug Administration regulations establish limits for contaminants in bottled water, which must provide the same protection for public health.

Drinking water, including bottled water, may reasonably be expected to contain at least small amounts of some contaminants. The presence of contaminants does not necessarily indicate that the water poses a health risk. More information about contaminants and potential health effects can be obtained by calling the Environmental Protection Agency's Safe Drinking Water Hotline at 1-800-426-4791.

Lead: If present, elevated levels of lead can cause serious health problems, especially for pregnant women and young children. Lead in drinking water is primarily from materials and components associated with service lines and home plumbing. Stafford Township Water & Sewer Utility Department is responsible for providing high quality drinking water, but can not control the variety of materials used in plumbing components. When your water has been sitting for several hours, you can minimize the potential for lead exposure by flushing your tap for 30 seconds to 2 minutes before using water for drinking and cooking. If you are concerned about lead in your water, you may wish to have your water tested. Information on lead in drinking water, testing methods, and steps you can take to minimize exposure is available from the Safe Drinking Water hotline or at <http://www.epa.gov/safewater/lead>.

To ensure the continued quality of our water we treat it in several ways. We filter for iron removal, use sodium hypo-chloride for disinfection and use lime for PH adjustment.

The Safe Drinking Water Act regulations allow monitoring waivers to reduce or eliminate the monitoring requirements for asbestos, volatile organic chemicals and synthetic organic chemicals. Our system received monitoring waivers for asbestos and synthetic organic chemicals

DEFINITIONS

In the following table you will find many terms and abbreviations you might not be familiar with. To help you better understand these terms we've provided the following definitions:

Non-Detects (ND) - laboratory analysis indicates that the constituent is not present.

Parts per million (ppm) or Milligrams per liter (mg/l) - one part per million corresponds to one minute in two years or a single penny in \$10,000.

Parts per billion (ppb) or Micrograms per liter - one part per billion corresponds to one minute in 2,000 years, or a single penny in \$10,000,000.

Picocuries per liter (pCi/L) - picocuries per liter is a measure of the radioactivity in water.

Maximum Contaminant Level - The "Maximum Allowed" (MCL) is the highest level of a contaminant that is allowed in drinking water. MCLs are set as close to the MCLGs as feasible using the best available treatment technology.

Maximum Contaminant Level Goal -The "Goal"(MCLG) is the level of a contaminant in drinking water below which there is no known or expected risk to health. MCLGs allow for a margin of safety.

Action Level - the concentration of a contaminant, which, if exceeded, triggers treatment or other requirements, which a water system must follow.

Maximum Residual Disinfectant Level (MRDL) - The highest level of a disinfectant allowed in drinking water. There is convincing evidence that addition of a disinfectant is necessary for control of microbial contaminants.

Maximum Residual Disinfectant Goal (MRDLG) - The level of a drinking water disinfectant, below which there is no known or expected risk to health. MRDLGs do not reflect the benefits of the use of disinfectants to control microbial contamination

We at Stafford Township Water & Sewer Utility Department work hard to provide top quality water to every tap. We ask that all our customers help us protect our water sources, which are the heart of our community, our way of life and our children's future. Please call our office if you have questions.

Stafford Township MUA - Beach Haven West and

Source Water Assessment Summary

A State Review of Potential Contamination Sources Near Your Drinking Water

The Department of Environmental Protection (DEP) has conducted an assessment of the water sources that supply each public water system in the state, including yours. The goal of this assessment was to measure each system's susceptibility to contamination, not actual (if any) contamination measured in a water supply system.

The assessment of your water system, the *Stafford Township MUA - Beach Haven West and Stafford Avenue System*, involved:

- Identifying the area (known as the source water assessment area) that supplies water to your public drinking water system;
- Inventorying any significant potential sources of contamination in the area; and
- Analyzing how susceptible the drinking water source is to the potential sources of contamination.

DEP evaluated the susceptibility of all public water systems to eight categories of contaminants. These contaminant categories are explained, along with a summary of the results for your water system, on page 3. Page 4 contains a map of your water system's source water assessment area.

A public water system's susceptibility rating (L for low, M for medium or H for high) is a combination of two factors. H, M, and L ratings are based on the potential for a contaminant to be at or above 50% of the Drinking Water Standard or MCL (H), between 10 and 50% of the standard (M) and less than 10% of the standard (L).

- How "sensitive" the water supply is to contamination. For example, a shallow well or surface water source, like a reservoir, would be more exposed to contamination from the surface or above ground than a very deep well.
- How frequently a contaminant is used or exists near the source. This is known as "intensity of use." For example, the types of activities (such as industry or agriculture) surrounding the source.

The susceptibility rating does not tell you if the water source is actually contaminated. The Consumer Confidence Report annually issued by your water utility contains important information on the results of your drinking water quality tests, as required by the federal Safe Drinking Water Act.

Where does drinking water come from?

There are two basic sources of drinking water: ground water and surface water.

Ground water is water found beneath the Earth's surface. Ground water comes from rain and snow seeping into rock and soil. Ground water is stored in underground areas called aquifers. Aquifers supply wells and springs. Wells in New Jersey range from about 15 feet to 2,000 feet deep.

Surface water is the water naturally open to the atmosphere, such as rivers, lakes, streams and reservoirs. Precipitation that does not infiltrate the ground or evaporate into the sky runs off into surface water bodies.

Ground water can seep into a stream, river or other surface water body, recharging surface water bodies. Likewise, under some circumstances, surface water can seep into an adjacent aquifer.

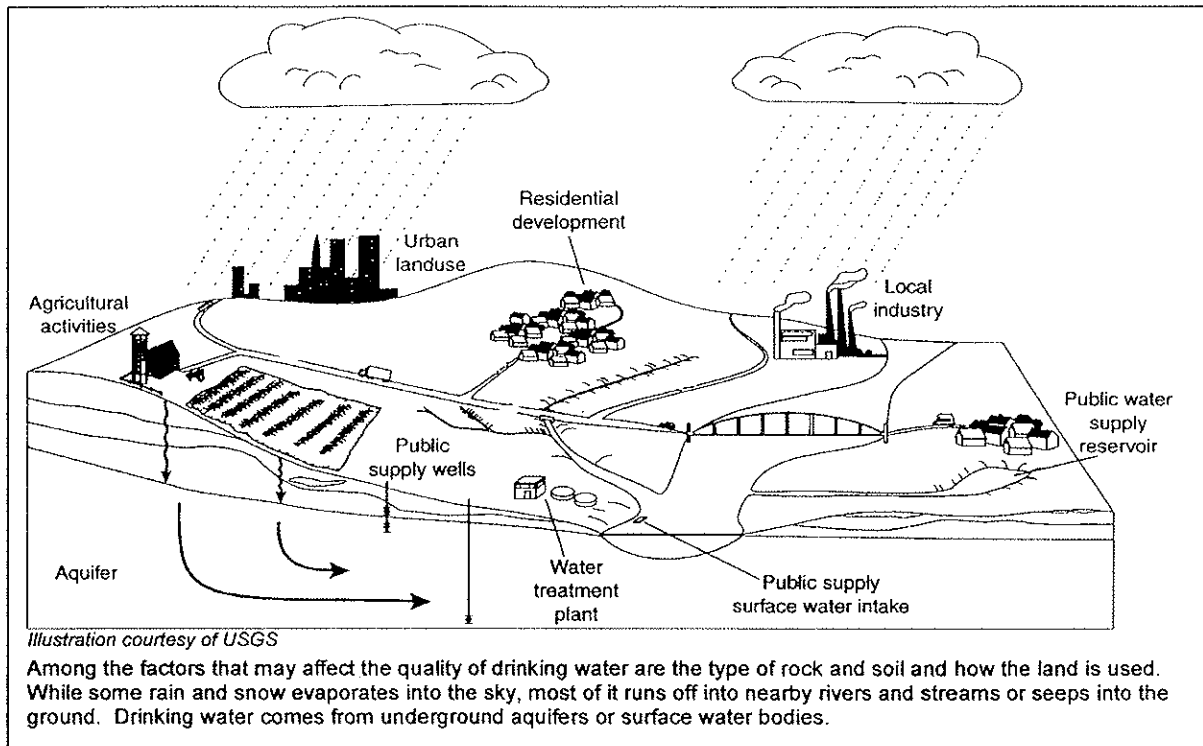
A water system obtains its water from 1) wells drilled into the ground that pump out ground water; 2) devices called surface water intakes placed on a river, stream, reservoir, or 3) both.

What factors may affect the quality of your drinking water source?

A variety of conditions and activities may affect the quality of drinking water source. These include geology (rock and soil types); depth of a well or location of a surface water intake; how the land surrounding the source is used (for industry, agriculture or development); the use of pesticides and fertilizers; and the presence of contaminated sites, leaking underground storage tanks, and landfills.

What steps are being taken now to ensure my drinking water quality?

The DEP has numerous programs in place to maintain and protect the quality of our State's water resources. For example, the Safe Drinking Water Program is designed to ensure that water delivered for human consumption meets DEP's stringent health-based drinking water standards. Additionally, DEP has permitting, waste management, and clean up programs in place to avoid and control potential contamination. Key DEP drinking water protection initiatives will be phased-in over time in Source Water Assessment areas to advance existing program protections.



What can you and others do to help?

Federal law requires each state to establish and implement a Source Water Assessment Program. While government at the state and local levels can do their part, there are actions that you and your neighbors in homes and businesses can take now to help protect our precious and shared natural resource.

Here's just a few ways you and others can help ensure clean and plentiful water for New Jersey – now and in the future. Join us today for a clean water future.

In your home or business:

- Dispose of waste properly. Some materials such as motor oil, paint, flea collars, and household cleaners have the potential to contaminate source water. Contact your local Department of Public Works for proper household hazardous waste disposal.
- Limit your use of fertilizer, pesticides, and herbicides.

Here are some actions that municipal and county officials/local and county planners can take and you can help encourage and support.

- Manage and work with owners of existing potential contaminant sources to minimize potential contamination.
- Establish regulations prohibiting or restricting certain activities or land uses within the source water assessment area. Take appropriate enforcement action when necessary.
- Update municipal master plans to ensure greater protection.
- Purchase lands or create conservation easements within the source water assessment area.

Stafford Township MUA - Beach Haven West and Stafford Avenue System- PWSID # 1530004

Stafford Township MUA - Beach Haven West and Stafford Avenue System is a public community water system consisting of 4 well(s), 0 wells under the influence of surface water, 0 surface water intake(s), 1 purchased ground water source(s), and 0 purchased surface water source(s).

This system's source water comes from the following aquifer(s) and/or surface water body(s) (if applicable): Atlantic City "800-foot" sand aquifer, Kirkwood-Cohansey water-table aquifer system

This system purchases water from the following water system(s) (if applicable): STAFFORD/FAWN LAKE

Susceptibility Ratings for Stafford Township MUA - Beach Haven West and Stafford Avenue System Sources

The table below illustrates the susceptibility ratings for the seven contaminant categories (and radon) for each source in the system. The table provides the number of wells and intakes that rated high (H), medium (M), or low (L) for each contaminant category. For susceptibility ratings of purchased water, refer to the specific water system's source water assessment report.

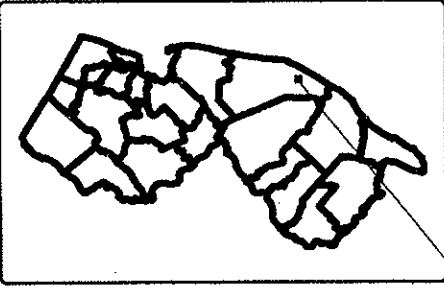
The seven contaminant categories are defined at the bottom of this page. DEP considered all surface water highly susceptible to pathogens, therefore all intakes received a high rating for the pathogen category. For the purpose of Source Water Assessment Program, radionuclides are more of a concern for ground water than surface water. As a result, surface water intakes' susceptibility to radionuclides was not determined and they all received a low rating.

If a system is rated highly susceptible for a contaminant category, it does not mean a customer is or will be consuming contaminated drinking water. The rating reflects the potential for contamination of source water, not the existence of contamination. Public water systems are required to monitor for regulated contaminants and to install treatment if any contaminants are detected at frequencies and concentrations above allowable levels. As a result of the assessments, DEP may customize (change existing) monitoring schedules based on the susceptibility ratings.







Sources	Pathogens			Nutrients			Pesticides			Volatile Organic Compounds			Inorganics			Radio-nuclides			Radon			Disinfection Byproduct Precursors		
	H	M	L	H	M	L	H	M	L	H	M	L	H	M	L	H	M	L	H	M	L	H	M	L
Wells - 4			4			4			4			4		2	2			4			4	3	1	
GUDI - 0																								
Surface water intakes - 0																								

- **Pathogens:** Disease-causing organisms such as bacteria and viruses. Common sources are animal and human fecal wastes.
- **Nutrients:** Compounds, minerals and elements that aid growth, that are both naturally occurring and man-made. Examples include nitrogen and phosphorus.
- **Volatile Organic Compounds:** Man-made chemicals used as solvents, degreasers, and gasoline components. Examples include benzene, methyl tertiary butyl ether (MTBE), and vinyl chloride.
- **Pesticides:** Man-made chemicals used to control pests, weeds and fungus. Common sources include land application and manufacturing centers of pesticides. Examples include herbicides such as atrazine, and insecticides such as chlordane.
- **Inorganics:** Mineral-based compounds that are both naturally occurring and man-made. Examples include arsenic, asbestos, copper, lead, and nitrate.
- **Radionuclides:** Radioactive substances that are both naturally occurring and man-made. Examples include radium and uranium.
- **Radon:** Colorless, odorless, cancer-causing gas that occurs naturally in the environment. For more information go to <http://www.nj.gov/dep/rpp/radon/index.htm> or call (800) 648-0394.
- **Disinfection Byproduct Precursors:** A common source is naturally occurring organic matter in surface water. Disinfection byproducts are formed when the disinfectants (usually chlorine) used to kill pathogens react with dissolved organic material (for example leaves) present in surface water.

**Stafford Township
MUA - Beach Haven
West and Stafford
Avenue System
Source Water
Assessment Areas**



Legend

- Source Water Areas 
- Water Bodies 
- Streams 
- NJDOT Major Roads 
- Municipalities 
- Counties 

To obtain your water system
Source Water Assessment Report,
Potential Contaminant
Source Inventory,
and additional information
please go to
www.state.nj.us/depl/wrap
or call (800) 292-5550.
August, 2004

